

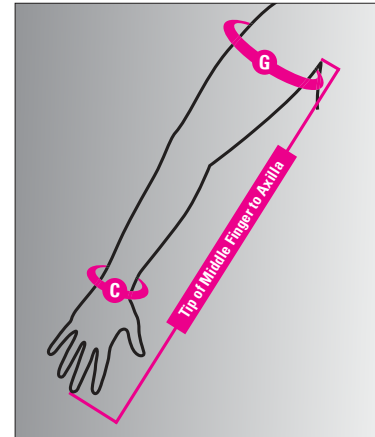
medi pcs brio garments

Sizing

Arm

Sizing Chart: Use to select the appropriate garment based on body measurements. All measurements in cm.

Size	Item #	Arm Length	Circumferences	
			Wrist (C)	Axilla (G)
Short	CSAR085M22	50-57	14-42	21-57
Regular	CSAR085M26	58-66		
Long	CSAR085M29	66-74		

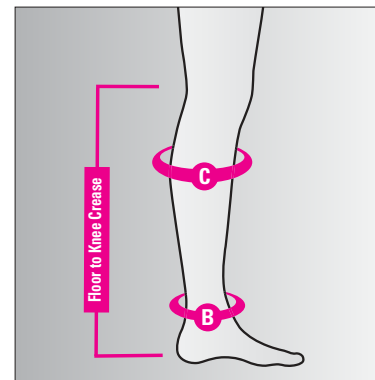


Arm Garment Sizing Measurements

Lower Leg

Sizing Chart: Use to select the appropriate garment based on body measurements. All measurements in cm.

Size	Item #	Leg Length	Circumferences	
			Ankle (B)	Calf (C)
Regular	CSLL065S17	34-43	18-56	24-61
Long	CSLL065S20	43-51		

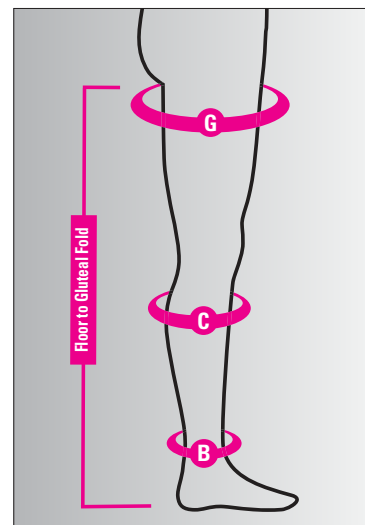


Lower Leg Sizing Measurements

Whole Leg

Sizing Chart: Use to select the appropriate garment based on body measurements. All measurements in cm.

Size	Item #	Leg Length	Circumferences		
			Ankle (B)	Calf (C)	Thigh (G)
Small-Short	CSWL085S28	64-70	18-56	24-61	41-79
Small-Regular	CSWL085S31	71-77			
Small-Long	CSWL085S34	78-85			
Medium-Short	CSWL085M28	64-70	36-74	39-76	52-89
Medium-Regular	CSWL085M31	71-77			
Medium-Long	CSWL085M34	78-85			
Large-Short	CSWL085L28	64-70	48-85	51-88	61-98
Large-Regular	CSWL085L31	71-77			
Large-Long	CSWL085L34	78-85			



Whole Leg Sizing Measurements